Southam College

AQA- Art & Design-
Graphic Communication

Course outline

60%- Component 1- Sustained project based on a given concept where you will apply skills you have used in KS3 and Y9 to develop a Graphic outcome, this could be Merchandising, Branding/Advertising, Web design and Packaging.

40%- Component 2- Externally set assignment where you will produce a sketchbook of work in the lead up to your 10 hour exam to produce your final piece, at the end of Y11.



Southam College

Stowe Valley MULTI ACADEMY TRUST

World Class Schools

SMSC

BRITISH COUNCIL INTERNATIONAL SCHOOL AWARD 2020-2023

RE Quality Mark GOLD

Be the best you can be!

Year 9- Graphics

Southam College

This is your foundation year where you will be taught various different skills and how to execute Graphic products. You will compile a Skills journal along side several projects that will develop your skills ranging from Photoshop and 2D Design tools, Typography and Paper manipulation to Merchandise designing, Artist research and Illustration.

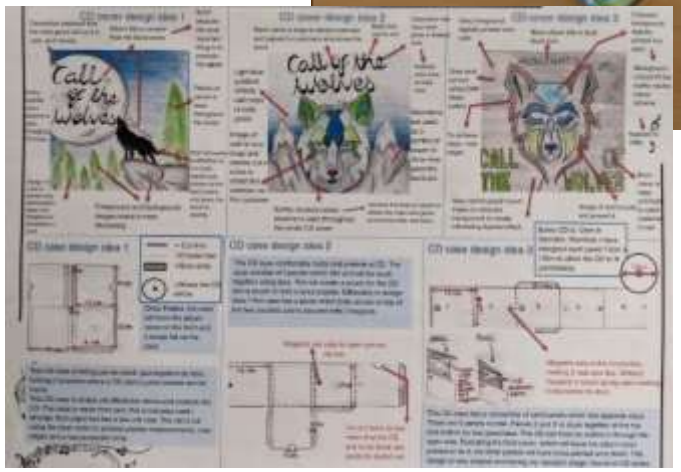



Year 10- Graphics

Southam College

This year you will begin your coursework (Component 1) and complete extensive research into artists and designers around your given concept, this will then follow with your own design ideas and Graphic skills to create a final product.

Year 11- Graphics

Southam College

This year you will begin your Externally set assignment (Component 2) which you will start to prepare for in January. You will compile research for your chosen theme and will prepare your designs and models for your 10 hour exam.